


ENVIRONMENTAL PRODUCT DECLARATION

THERMALLY FUSED LAMINATED PANEL

ROSEBURG FOREST PRODUCTS COMPANY



Founded in 1936, Roseburg Forest Products is a privately-owned company. Roseburg manufactures stud lumber, softwood and hardwood plywood, engineered wood including I-joists and laminated veneer lumber. Roseburg is one of North America's leading producers of particleboard, medium density fiberboard, and thermally fused laminates. The company owns and sustainably manages more than 600,000 acres of timberland in Oregon, North Carolina and Virginia, as well as an export wood chip terminal facility in Coos Bay, Ore. Roseburg products are shipped throughout North America and the Pacific Rim.








THERMALLY FUSED LAMINATED PANEL

According to ISO 14025, ISO 21930:2007 and EN 15804

This declaration is an environmental product declaration (EPD) in accordance with ISO 14025. EPDs rely on Life Cycle Assessment (LCA) to provide information on a number of environmental impacts of products over their life cycle. Exclusions: EPDs do not indicate that any environmental or social performance benchmarks are met, and there may be impacts that they do not encompass. LCAs do not typically address the site-specific environmental impacts of raw material extraction, nor are they meant to assess human health toxicity. EPDs can complement but cannot replace tools and certifications that are designed to address these impacts and/or set performance thresholds – e.g. Type 1 certifications, health assessments and declarations, environmental impact assessments, etc. Accuracy of Results: EPDs regularly rely on estimations of impacts, and the level of accuracy in estimation of effect differs for any particular product line and reported impact. Comparability: EPDs are not comparative assertions and are either not comparable or have limited comparability when they cover different life cycle stages, are based on different product category rules or are missing relevant environmental impacts. EPDs from different programs may not be comparable.



PROGRAM OPERATOR	UL Environment	
DECLARATION HOLDER	Roseburg Forest Products	
DECLARATION NUMBER	4786969381.103.1	
DECLARED PRODUCT	Thermally Fused Laminated Panel	
REFERENCE PCR	FPInnovations: 2015. Product Category Rules (PCR) for preparing an Environmental Declaration for North American Structural and Architectural Wood Products, Version 2 (UN CPC 31, NAICS 321), June 18, 2015.	
DATE OF ISSUE	June 6, 2018	
PERIOD OF VALIDITY	5 Years	
CONTENTS OF THE DECLARATION	Product definition and information about building physics Information about basic material and the material's origin Description of the product's manufacture Indication of product processing Information about the in-use conditions Life cycle assessment results Testing results and verifications	
The PCR review was conducted by:	PCR Peer Review Panel	
	Chair: Thomas P. Gloria	
	Industrial Ecology Consultants	
This declaration was independently verified in accordance with ISO 14025 by Underwriters Laboratories <input type="checkbox"/> INTERNAL <input checked="" type="checkbox"/> EXTERNAL	 Grant R. Martin, UL Environment	
	 Thomas Gloria, Industrial Ecology Consultants	
This life cycle assessment was independently verified in accordance with ISO 14044 and the reference PCR by:	 Thomas Gloria, Industrial Ecology Consultants	

This EPD conforms with ISO 21930:2007 & EN 15804



THERMALLY FUSED LAMINATED PANEL

According to ISO 14025 and ISO 21930

Foreword

This Type III environmental declaration is developed according to ISO 21930 and 14025 for thermally fused laminated panel (TFL). This EPD reports environmental impacts based on established life cycle impact assessment methods. The reported environmental impacts are estimates, and their level of accuracy may differ for a particular product line and reported impact. LCAs do not generally address site-specific environmental issues related to resource extraction or toxic effects of products on human health. Unreported environmental impacts include (but are not limited to) factors attributable to human health, land use change and habitat destruction. Forest certification systems and government regulations address some of these issues. The product in this EPD conforms to ASTM D9-09ae1. EPDs do not report product environmental performance against any benchmark.

Type III environmental product declarations intended for business-to-consumer communication shall be available to the consumer at the point of purchase (ISO 14025:2006, 9.2.2).

Product System

Product Description

Roseburg's TFL panels are manufactured in Dillard, Oregon; Missoula, Montana; and Simsboro, Louisiana in a variety of dimensions, species, and grades. Roseburg TFL is marketed and sold under the trademark name Duramine® and includes panels made with particleboard and MDF cores that are laminated with a resin-impregnated paper to create a durable finished panel. The 2014 production data used in this EPD considers all TFL produced during the year and is therefore weighted based on material output. The production data used in this EPD is presented in square meters, but includes the following possible dimensions:

- Lengths: 6' – 12'
- Widths: 4', 5'
- Thicknesses: 1/4" to 1-1/8"

The wood used in the manufacture of TFL panels with composite wood cores are the by-products from sawmills and other wood manufacturing processes and typically reflect the predominate species in a particular geographic region. For example, Douglas-fir in the Pacific Northwest, Western pine in Montana and Southern yellow pine in the South and Southeast of the United States. The papers are manufactured and treated by a small number of suppliers.

Application and Technical Data

In North America, TFL panels are applicable in a variety of end uses, including shelving, furniture, cabinetry, wall panels, retail fixtures, architectural casework, furniture, closet system components.

The core composite wood panels utilized for TFL include particleboard and medium density fiberboard. These are engineered panels manufactured to specific standards as described in the ANSI A208.1 and A208.2 standards. Physical and mechanical properties of panels are tested in accordance with ASTM D 1037, "Standard Test Methods for Evaluating the Properties of Wood-Based Fiber and Particle Panel Materials." Specific panel properties for Roseburg's UltraBlend® and SkyBlend® particleboard and all brands of MDF are available at www.roseburg.com.



THERMALLY FUSED LAMINATED PANEL

According to ISO 14025 and ISO 21930

Production

To manufacture TFL panels, particleboard or medium density fiberboard (MDF) must first be manufactured from the wood residues of lumber production. Then, a sheet of decorative paper containing resin is applied. To activate the resin, heat and pressure are applied to the product, which creates a bond that fuses the paper to the wood substrate. Finally, the product is packaged for shipping. All of these processes require electricity, fuels, and wood inputs as biomass fuel.

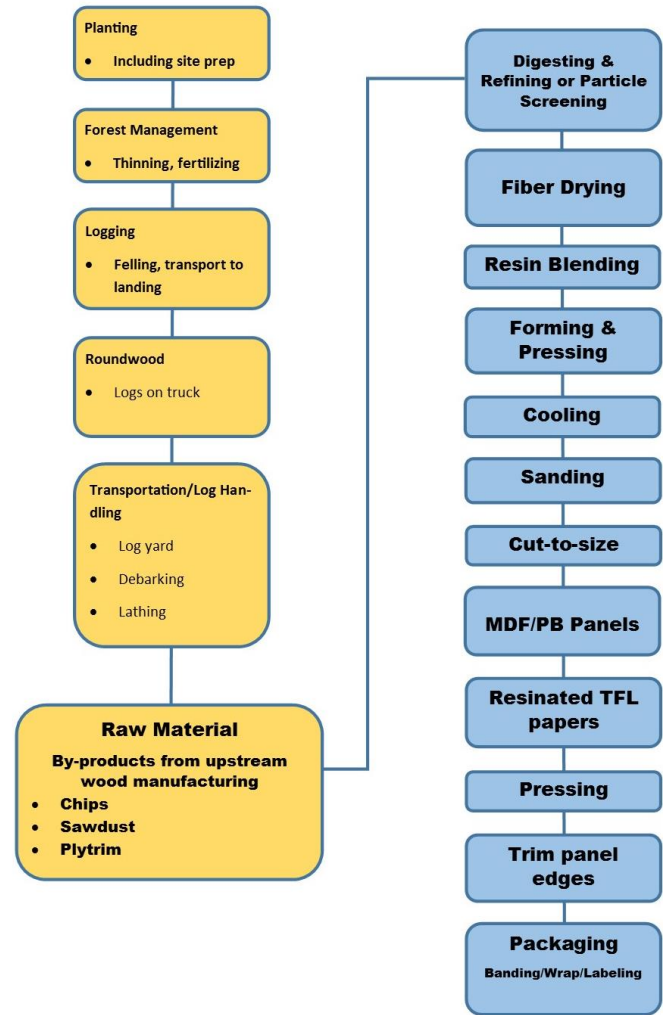
Methodology of the Underlying LCA

Declared Unit

The declared unit is 1 m² of TFL with a thickness of 3/4 in (19.05 mm). This corresponds to a reference flow of 13.3 oven-dry kilograms. TFL produced in North America is understood to have some moisture in the product, while the oven-dry unit of measure contains no moisture. The average moisture content of TFL is 6.2% (wet basis). Roseburg’s TFL composition is shown in Table 1.

Table 1: Material composition

Material	Mass (oven-dry basis) [kg]	Mass [%]
Wood residue	11.6	87%
Urea formaldehyde resin	0.771	5.8%
Urea melamine formaldehyde resin	0.492	3.7%
Resin-impregnated paper	0.426	3.2%
Slack wax	0.0399	0.3%
Ammonium sulphate	0.0106	0.08%
Urea	9.31E-03	0.07%
Catalyst	2.66E-03	0.02%
Scavenger	1.33E-03	0.01%



No hazardous materials are contained in, or result from the production of, any of the products assessed in this study.

System Boundaries

As shown in Figure 2, the cradle-to-gate system boundary includes the extraction of raw materials and processing; the transportation of raw materials, secondary materials, and any fuels from the extraction site to the manufacturing site;





THERMALLY FUSED LAMINATED PANEL

According to ISO 14025 and ISO 21930

and the manufacturing of the wood construction product, including any necessary packaging. All other life cycle stages are excluded from the analysis, denoted by MND or “module not declared.”

PRODUCT STAGE			CONSTRUCTION PROCESS STAGE		USE STAGE							END OF LIFE STAGE			
Raw material supply	Transport	Manufacturing	Transport	Construction-installation process	Use	Maintenance	Repair	Replacement	Refurbishment	Operational energy use	Operational water use	De-construction demolition	Transport	Waste processing	Disposal
A1	A2	A3	A4	A5	B1	B2	B3	B4	B5	B6	B7	C1	C2	C3	C4
X	X	X	MND	MND	MND	MND	MND	MND	MND	MND	MND	MND	MND	MND	MND

Figure 2: Life cycle stages of wood products (those included are marked with an 'x')

Cut-off Rules

The cut-off criteria for flows to be considered within the system boundary are as follows:

- Mass – in case of insufficient data or data gaps, flows less than 1% of the cumulative mass of a unit process may be excluded, provided its environmental relevance is minor;
- Energy – in case of insufficient data or data gaps, flows less than 1% of the cumulative energy of a unit process may be excluded, provided its environmental relevance is minor;
- Environmental relevance – if a flow meets the above two criteria, but is determined to contribute 2% or more to the selected impact categories of the products underlying the EPD, based on a sensitivity analysis, it is included within the system boundary.
- At least 95% of the total mass and energy flows of all the modules involved in the system boundary of the underlying LCA shall be included and the life cycle impact data shall contain at least 95% of all elementary flows that contribute to each of the declared category indicators.

No cut-off criteria had to be applied for this study.

Background Data

Background data for upstream and downstream data are representative of the years 2010 to 2016 and were obtained from the GaBi 2017 databases (thinkstep, 2017).

Data Quality

All primary data obtained from Roseburg, which covers process inputs and outputs as well as those for any on-site co-generation or boiler processes, are considered to be very good. The most significant background datasets used, those for forestry operations and energy, are considered to be good as they are technologically, geographically, and temporally relevant. It should be noted that forestry operations data come from the USLCI database and are the best available, though they are more than 10 years old.





THERMALLY FUSED LAMINATED PANEL

According to ISO 14025 and ISO 21930

Period under Review

This study is intended to represent production for the year 2014.

Region under Review

Roseburg's TFL panels are manufactured in Dillard, Oregon; Missoula, Montana; and Simsboro, Louisiana.

Treatment of Biogenic Carbon

As the system boundary of this study is cradle-to-gate, biogenic carbon emissions were excluded from the global warming potential results, in accordance with the PCR.

Carbon sequestered in the wood product at its end-of-life was not included in the global warming potential calculations as it was outside the system boundary of the study. Estimates of the expected carbon sequestration for average use and end-of-life treatment is provided in the Additional Information section.

Allocation

Multi-output allocation generally follows the requirements of ISO 14044, Section 4.3.4.2. The method of multi-output allocation was determined based on the requirements and guidance of ISO 14044:2006, clause 4.3.4, and additionally considers the following as per the PCR:

"Allocation of multi-output processes should be based on physical properties (e.g., mass or volume) when the main product and co-products generate more or less the same revenues, i.e., when the difference in revenue from a main product and co-products is low. However, if the difference in revenues between the main product and co-products from a multi-output process is more than 10%, allocation shall be based on the revenue and the deviation from the physical allocation shall be substantiated and readily available for critical review of the LCA study. In all cases, material inherent properties such as biogenic carbon, water, and energy content are allocated according to their physical flows, i.e., by mass."

This allocation method applies both to wood waste as an output and as an input (i.e. wood waste used in particleboard manufacturing). The study found that none of the prices of the co-products exceed that of the primary product by more than 10%. Therefore, mass allocation was utilized. This method aligns with industry-average EPDs on the products under study.

Comparability

A comparison or evaluation of EPD data is only possible if all data sets to be compared are 1) created according to EN 15804 and 2) are considered in a whole building context or utilize identical defined use stage scenarios. Comparisons are only allowable when EPDs report cradle-to-grave information using a functional unit. Refer to section 5.3 of EN 15804 for further information.

Life Cycle Assessment Results

The impact categories presented represent impact potentials, i.e., they are approximations of environmental impacts that could occur if the emissions would (a) actually follow the underlying impact pathway and (b) meet certain conditions in the receiving environment while doing so. In addition, the inventory only captures that fraction of the total environmental load that corresponds to the functional unit (relative approach). LCIA results are therefore relative expressions only and do not predict actual impacts, the exceeding of thresholds, safety margins, or risks.

Table 2 depicts the totals for the impact indicators, in addition to energy, resources, and waste results for 1 m² of TFL panel with a thickness of 3/4 in (19.05 mm). All environmental impact indicators were assessed using the TRACI 2.1



THERMALLY FUSED LAMINATED PANEL

According to ISO 14025 and ISO 21930

method. The impact indicator results of the TFL panels are driven almost exclusively by wood, which includes upstream production of the PB and MDF inputs.

Table 2: Impact category results

Indicator	Unit (per m ² , 3/4" thick)	A1-A3
Impact categories		
Global Warming Potential (excluding biogenic carbon)	kg CO ₂ equiv	10.1
Acidification Potential	kg SO ₂ equiv	0.0590
Eutrophication Potential	kg N equiv	0.00639
Smog Formation Potential	kg O ₃ equiv	1.39
Ozone Depletion Potential	kg CFC-11 equiv	3.40E-09
Primary energy consumption		
Total primary energy consumption	MJ	293
Non-renewable fossil	MJ	165
Non-renewable nuclear	MJ	7.00
Renewable (solar, wind, hydroelectric and geothermal)	MJ	24.7
Renewable (biomass)	MJ	96.1
Material resources consumption		
Non-renewable materials	kg	4.14
Renewable materials	kg	51.3
Fresh water	L	67.7
Waste materials		
Hazardous waste	kg	5.57E-07
Non-hazardous waste	kg	0.306

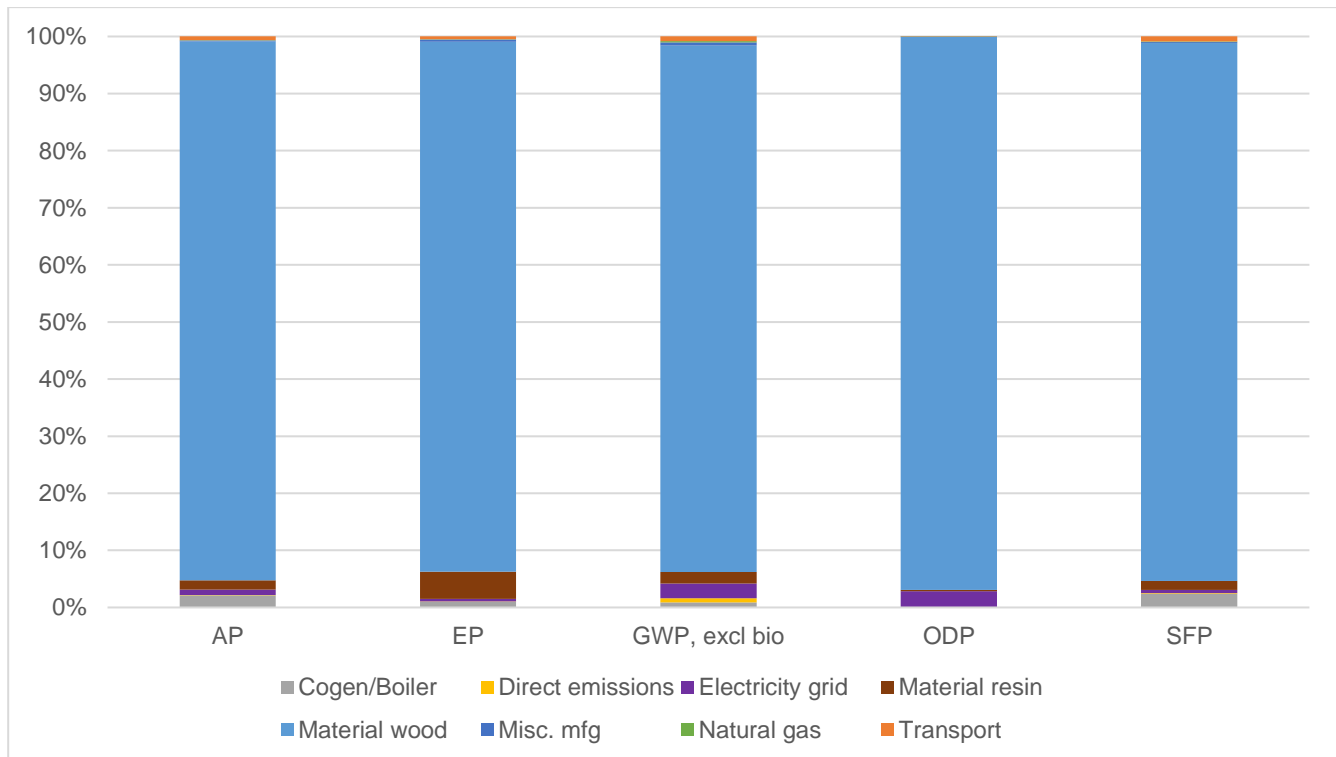


Figure 3: Cradle-to-gate impact assessment results





THERMALLY FUSED LAMINATED PANEL

According to ISO 14025 and ISO 21930

Additional Environmental Information

Carbon Sequestration

Per the PCR, the carbon stored in the product after final disposal was estimated using the B2B FPInnovations PCR Carbon Sequestration Calculator (2.18). Table 3 details the carbon dioxide that is sequestered in the product at the gate of the manufacturing stage, the total carbon dioxide and methane emissions associated with the estimated end-of-life scenario provided by the calculator, and finally, the net sequestration of greenhouse gas emissions that could potentially be associated with the product. Were a cradle-to-grave system boundary used instead, this credit could be accounted for in the total GWP of the products.

Table 3: Carbon storage of TFL product

Metric	Wood content	Wood mass	Carbon sequestered in product at gate	Emissions from estimated EoL treatment		Sequestration, net of greenhouse gas emissions
Unit	%	kg	kg CO ₂ -eq.	kg CO ₂	kg CH ₄	kg CO ₂ -eq.
Thermally fused laminated panel	87%	11.6	-21.2	7.0	0.10	-11.7

Conversion to m³

The below tables present the final results per cubic meter of PB, as an alternate way to interpret them.

Table 4: Impact category results, per m³

Indicator	Unit (per m ³)	A1-A3
Impact categories		
Global Warming Potential (excluding biogenic carbon)	kg CO ₂ equiv	530
Acidification Potential	kg SO ₂ equiv	3.10
Eutrophication Potential	kg N equiv	0.335
Smog Formation Potential	kg O ₃ equiv	73.0
Ozone Depletion Potential	kg CFC-11 equiv	1.78E-07
Primary energy consumption		
Total primary energy consumption	MJ	15,400
Non-renewable fossil	MJ	8,660
Non-renewable nuclear	MJ	367
Renewable (solar, wind, hydroelectric and geothermal)	MJ	1,300
Renewable (biomass)	MJ	5,040
Material resources consumption		
Non-renewable materials	kg	217
Renewable materials	kg	2,690
Fresh water	L	3,550
Waste materials		
Hazardous waste	kg	2.92E-05
Non-hazardous waste	kg	16.1





THERMALLY FUSED LAMINATED PANEL

According to ISO 14025 and ISO 21930

Table 5: Carbon storage of TFL product, per m³

Metric	Wood content	Wood mass	Carbon sequestered in product at gate	Emissions from estimated EoL treatment		Sequestration, net of greenhouse gas emissions
				kg CO ₂	kg CH ₄	
Unit	%	kg	kg CO ₂ -eq.	kg CO ₂	kg CH ₄	kg CO ₂ -eq.
Thermally fused laminated panel	87%	607	-1,110	368	5.2	-616

References

FPIInnovations. (2015). *Product Category Rules (PCR) for preparing an Environmental Product Declaration (EPD) for North American Structural and Architectural Wood Products, Version 2.*

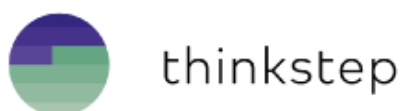
FPIInnovations. (n.d.). *Carbon Tool B2B.* Retrieved from <https://fpinnovations.ca/ResearchProgram/environment-sustainability/epdprogram/Pages/default.aspx>

Roseburg. (2014, October 24). *Safety Data Sheet.* Retrieved from http://www.roseburg.com/UserFiles/Library/Particle_Board_-_Laminated_or_Coated_-_mod_9_29_15.pdf

thinkstep. (2017). *GaBi LCA Database Documentation.* Retrieved from thinkstep AG: <http://database-documentation.gabi-software.com>

LCA Development

Contact Information



The EPD and LCA were prepared by thinkstep, Inc.
thinkstep, Inc.
 170 Milk Street, 3rd Floor, Boston, MA 02109
info@thinkstep.com; www.thinkstep.com



3660 Gateway Street
 Springfield, OR 97477
 800-245-1115
info@roseburg.com; www.roseburg.com

